

Thank You For Sparking a Better Tomorrow!

Your kindness brings
hope and change
into their lives.



Guide to
create a
personal
fundraiser
on Giving.sg

TOWARDS A
BRAVE FUTURE

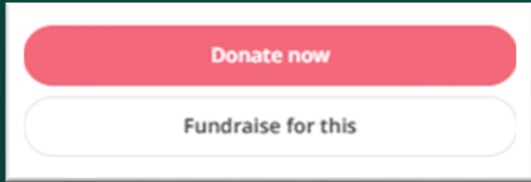


Step 1:

Visit the campaign's Giving.sg page: <https://www.giving.sg/donate/campaign/towards-a-brave-future>

Step 2:

Click on "Fundraise for this"



Home > Donate > Lakeside Family Services

Towards a Brave Future – Be the wind in their sails



Tax-deductible

\$1,080

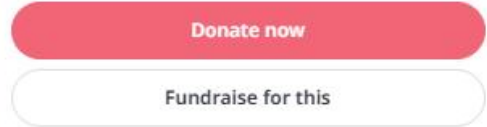
raised of \$250,000

7

donors

245

days to go



Supported causes

- Children
- Youth
- Community development

About the campaign

As the saying goes, "Life is not always smooth sailing." This is especially true for the children and youths we serve. Many of them are struggling in school, trying to meet expectations, and dealing with pressures that may lead them towards harmful choices. Some of them come from disadvantaged ...

[See more](#)



Step 3:

Create a Giving.sg account by clicking on “Sign up for an account”

Or

Log in if you have an existing Giving.sg account.

Note: Using Singpass to Login / Create an account is optional

Log in with

i Important notice

Stay vigilant against suspicious emails, SMSes, and messages. Giving.sg will never ask for your password or 2FA details. If in doubt, please check with us at hello@giving.sg

Login with **singpass**

OR

Email address*

Log in

[Forgot password?](#)

OR

[Sign up for an account](#)

Step 4:

- Give your campaign a **name** and (fundraising amount) **goal** of your choice
- Include a write-up in **description** to tell others why you are raising funds for Lakeside Family Services' children and youth work!

Describe your campaign

Campaign name*

Helping children for a better tomorrow!


Campaign goal*

− \$ 1,000 +

Description*

I am fundraising for

Towards a Brave Future – Be the wind in their sails

 Lakeside Family Services



Tell your audience how your impactful campaign can be and why they should donate. Use emotive and genuine language.

Description*

Describe your campaign and the giving you do. (2,000 characters)

Growing up, I am grateful that I had the guidance of my family and with their support, it shaped me into who I am today.

Being able to see the work of Lakeside with children and youths directly, I observe a lot of our young ones face many challenges and lack good support to help them overcome them. I also witnessed many lives changed thanks to the intervention of staff, volunteers and generous donors.

I would love to see the work continue to bless more young people, and I invite you to support my fundraiser. Every gift you donate will help make a life of a child or youth better, providing a platform for them to have a good future!

Step 5:

- Customise your own **Campaign URL**, or use the one prompted by Giving.sg
- Upload **campaign photo(s)** of your choice, or you may use our campaign cover photo too. You may change the photos at any time

Campaign URL*

Your campaign URL can only contain lowercase letters, numbers and dashes. It must contain at least one letter. It may not start or end with a dash.

giving.sg/donate/campaign/

Helping-children-for-a-better-tomorrow

Photos of campaign*

Upload up to 5 pictures or include a YouTube link for donors to learn more.

Tip: Drag images to re-position the order in which they are displayed



Select file to upload image

Recommended size: 1440 x 810 | JPG, PNG, GIF. Max size: 5MB

Or

YouTube URL ⓘ

Copy and paste the YouTube link and press 'Enter' to upload

<https://youtube.com/embed/>

Step 6:

Use the default campaign **tags** “Children”, “Youth”, “Community Development” to help donors search for your fundraiser and click **Next**

The screenshot shows the 'Tag your campaign' step in a five-step process. The progress bar on the left indicates that 'Describe your campaign' is complete, and 'Tag your campaign' is the current step. The main content area is titled 'Tag your campaign' and includes the text 'Causes supported by the NPO*'. Below this, there is a section for 'Supported causes' with two tags: 'Children' and 'Youth'. To the right, there is a section titled 'I am fundraising for' with a yellow box containing the text 'Towards a Brave Future – Be the wind in their sails' and 'Lakeside Family Services'. Below this is an orange box with a lightbulb icon and the text 'Tag relevant causes and target groups that your campaign benefits. Let your audience know who they are and what their giving is for!'. At the bottom, there are three buttons: 'Back', 'Save draft', and 'Next'.

Step 7:

Set the **start date** and **end date** of your fundraiser.

Note:

- The public can only donate to your fundraiser from the start date onwards.
- Please end the campaign by 31 December 2026

The screenshot shows the 'Set up the schedule' step in a five-step process. The progress bar on the left indicates that 'Describe your campaign' and 'Tag your campaign' are complete, and 'Set up the schedule' is the current step. The main content area is titled 'Set up the schedule' and includes the text 'Start date*'. Below this is a date input field with the value '10-04-2025'. Below that is the text 'End date*' and another date input field with the value '31-12-2025'. Below these fields is a grey box with a calendar icon and the text 'Your campaign will run for 266 days'. To the right, there is a section titled 'I am fundraising for' with a yellow box containing the text 'Towards a Brave Future – Be the wind in their sails' and 'Lakeside Family Services'. Below this is an orange box with a lightbulb icon and the text 'Consider the timing and schedule of your campaign. Launching it near or during special celebrations or festivals could encourage giving.'. At the bottom, there are three buttons: 'Back', 'Save draft', and 'Next'.

Step 8:

You may choose to set up a donation tier option for people to make a quick donation. Feel free to use our campaign's default tiers!

\$ 100

Donate \$100 to provide 1 disadvantaged child with 1 month's subsidy for student care services

\$ 200

Donate \$200 to fund 2 months' youth activities and sports for engagement with an at-risk youth

\$ 1,000

Donate \$1,000 to fund 1 month's individualised reading intervention services for 5 children from low-income families with learning difficulties

\$ 5,000

Donate \$5,000 to provide 3 troubled youths with 1 year's mentoring and guidance to develop confidence, character and self-esteem

Step 9:

Click “**Submit for approval**” once everything is ready.

We will review your application and will get it published as soon as possible!


For more information, you may contact the Community Partnerships team at: support-us@lakeside.org.sg

Thank you for supporting Lakeside Family Services!

- Describe your campaign
- Tag your campaign
- Set up the schedule
- Set up donation tier
- Settings**

Settings

Fundraising type*



Local
Giving for local communities and citizens

Tax deduction set by the NPO


The minimum amount claimable for tax deduction is set at **\$10** currently. Donors will be eligible for TDR when they donate this amount and above.



By submitting, I declare that this campaign is to raise funds for local charitable purpose only, and that I am aware of, and abide the requirements under the Charities Act of Singapore (Chapter 37), include the Charities (Fund-raising appeals for Local & Foreign Charitable Purpose) Regulation.

[Back](#) [Save & preview](#) [Submit for approval](#)

I am fundraising for

**Towards a Brave Future –
Be the wind in their sails**

 Lakeside Family Services



Changing Lives. Transforming Communities